

Tools & Equipment N-6

Service Box Accessories

Cross Wrench

This handy all-purpose wrench is made like an automotive lug style wrench, for ease of use. It has a pentagon end and a two-hole end for each style cover. It has a pick end for prying and a debris cleaner for removing dirt or ice from around the pentagon nut.




**16" SERVICE BOX
CROSS WRENCH**

PRODUCT NUMBER
63188 7

2 1/2" Service Box Adjusting Tool, Screw Type

This wrench is 4' long and is used to adjust the length of 2 1/2" Screw Type Service Boxes.




**2 1/2" SB ADJUSTING TOOL,
SCREW TYPE**

PRODUCT NUMBER
63206

Parts Spring Pick


The parts spring pick is used to retrieve small objects from hard to reach places.



**PARTS
SPRING
PICK**

LGTH. (feet)	PRODUCT NUMBER
6	63312
7	63312 1
8	63312 2
9	63276

Service Box Wrench Ends



DESCRIPTION	PRODUCT NUMBER
Pent End Only-Heavy Wall	63207 1
27/32 Capture Pent-Std. Wall	05813 A
1 1/32 Capture Pent	05814 A
Rod End Only	63204
Curb End Only	63207 3
2-Hole End	63210
Gate Wrench End Only	63218