

# Liberty Sewage Pumps

## LE50-Series Submersible Sewage Pumps



### Overview:

- ½ hp
- 2" Discharge
- 2" Solids-Handling

Sporting a new tough powder coat finish over heavy cast iron housings, Liberty's LE50-series is a commercial-grade workhorse for residential and light commercial sewage applications. Its efficient ½ hp motor with permanently lubricated bearings, stainless steel fasteners and quick-disconnect power cord design make this a favorite choice among plumbing professionals. Other features include piggyback style switches on automatic models, 2" solids-handling ability and a shut-off head of 25 feet.

### FEATURES:

- Heavy cast iron construction
- Oil filled, thermally protected motor
- Permanently lubricated bearings
- 2-vane, corrosion resistant \*HYTREL® impeller
- All stainless steel fasteners and rotor shaft
- Quick-disconnect 10' standard power cord allows replacement of cord in seconds without breaking seals to motor. (25' length optional)

## LE70-Series Submersible Sewage Pumps



### Overview:

- ¾ hp
- 2" or 3" Discharge
- 2" Solids-Handling

Liberty's LE70-series is a ¾ hp sewage pump with 2" solids-handling capability. Constructed of heavy cast iron with a tough epoxy powder coat finish, stainless steel fasteners and rotor shaft, the LE70 is designed for durability. Its quick-disconnect cord design allows for easy interchange of power cords in 10' and 25' lengths. Available in 2" or 3" discharge configurations and a wide range of voltages.

### Features:

- Rugged 2 vane, semi-open cast iron impellers
- Cast iron housings and volute with all stainless and brass fasteners
- 416 stainless steel rotor shaft
- Oil-filled, hermetically sealed motors
- Built-in thermal protection on single phase models
- 2" or 3" flanged discharge
- Permanently lubricated upper and lower ball bearings
- Unitized shaft seals
- Single float mechanical level control with series plug for manual bypass operation—standard on single-phase automatic models
- Adjustable pumping range
- Quick-disconnect 10' standard power cord allows replacement of cord in seconds without breaking seals to motor. (25' length optional)

# Liberty Sewage Pumps

## LE100-Series Submersible Sewage Pumps



### Overview:

- 1 hp
- 2" or 3" Discharge
- 2" Solids-Handling

Liberty's LE100-series is a 1 hp sewage pump with 2" solids-handling capability. Constructed of heavy cast iron with a tough epoxy powder coat finish and stainless steel fasteners, the LE100 is designed for years of trouble-free performance. Its quick-disconnect power cord allows for easy interchange and is available in 10' and 25' lengths. The LE100 can be ordered in 2" or 3" discharge configurations and a wide range of voltages.

### Features:

- Rugged 2 vane, semi-open cast iron impellers
- Cast iron housings and volute with all stainless and brass fasteners
- 416 stainless steel rotor shaft
- Oil-filled, hermetically sealed motors
- Built-in thermal protection on single phase models
- 2" or 3" flanged discharge
- Permanently lubricated upper and lower ball bearings
- Unitized shaft seals
- Single float mechanical level control with series plug for manual bypass operation—standard on single-phase automatic models
- Adjustable pumping range
- Quick-disconnect 10' standard power cord allows replacement of cord in seconds without breaking seals to motor. (25' length optional)

## LEH100-Series High Head Sewage Pump



### Overview:

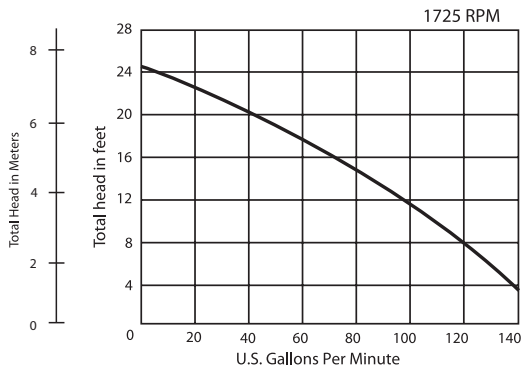
The LEH100 by Liberty is a high head 2" solids-handling sewage pump. Built on the same platform as the LE100-Series, the LEH100 features all heavy cast iron housings, stainless steel fasteners and Liberty's quick-connect power cord design. Available in 2" or 3" discharge and a variety of voltages, the LEH100 has a maximum head of 53 feet and is backed by Liberty's 2-year warranty.

### Features:

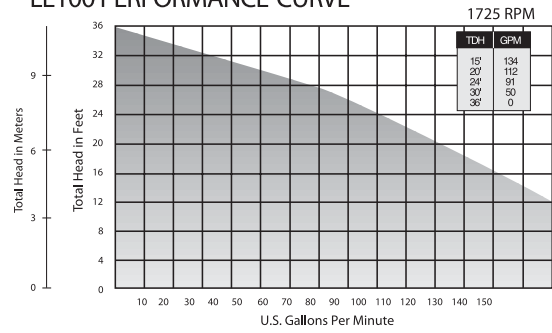
- Rugged 2 vane, semi-open cast iron impellers
- Cast iron housings and volute with all stainless and brass fasteners
- 416 stainless steel rotor shaft
- Oil-filled, hermetically sealed motors
- Built-in thermal protection on single phase models
- 2" or 3" flanged discharge
- Permanently lubricated upper and lower ball bearings
- Unitized shaft seals
- Single float mechanical level control with series plug for manual bypass operation—standard on single-phase automatic models
- Adjustable pumping range
- Quick-disconnect 10' standard power cord allows replacement of cord in seconds without breaking seals to motor. (25' length optional)

# Liberty LE Series Performance Curves

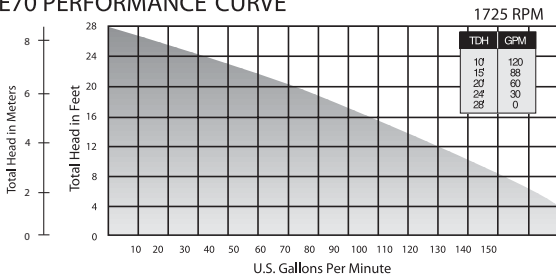
LE50 PERFORMANCE CURVE



LE100 PERFORMANCE CURVE



LE70 PERFORMANCE CURVE



LEH100 PERFORMANCE CURVE

