

Flexible Couplings & Saddles K-3

Flexible Sewer Saddle


800-EJP-24 HR

Flexible Sewer Saddle


Features:

- The flexible sewer saddle's elastomeric construction will allow one saddle to fit pipe diameters of 4" through 12" thus eliminating the need for an inventory of various sizes of rigid PVC saddles.
- The flexible sewer saddle is available with a 4" or 6" inlet.
- The flexible sewer saddle is tightened onto the pipe with stainless steel series 300 clamps.
- Steel reinforced edges prevent distortion when torque is applied to the stainless steel bands.
- Inlet range from SCH-40 pipe down to SDR-35 pipe which includes standard weight soil pipe.
- Available in Tee or Wye configurations.

DESCRIPTION	INLET SIZE	PRODUCT NUMBER
4"—12" Flexible Tee Saddle	4"	62891
	6"	62893
4"—12" Flexible Wye Saddle	4"	62892
	6"	62894



Tee Saddle




Wye Saddle

Installation Instructions:



1. To insure a tight seal it is recommended that pressure be applied to the skirt of the saddle as illustrated.



2. Then tighten clamps to at least 60 inch lbs. of torque.

